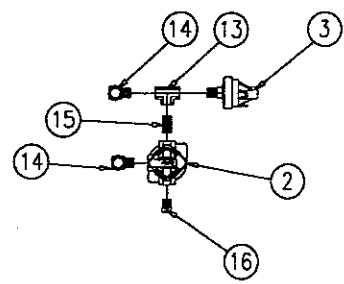
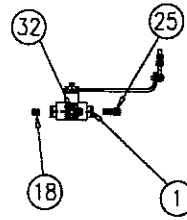


BILL OF MATERIAL

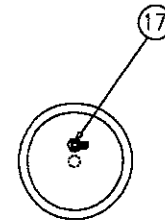
ITEM #	PART/DWG No.	VENDOR PART #	DESCRIPTION	QTY
1	702-10002AP	.	LEVELING VALVE	3
2	702-20003	*	VALVE DASH CONTROL W/KNOB	1
3	701-20009	*	PRESSURE SENSITIVE UNIT WARNING LIGHT	1
4	79167	2077201	AIRSPRING	2
5	79167	2077301	AIRSPRING	2
6	702-30015	*	TANK AIR RESERVOIR PRIMARY/WET	1
7	114-10009	*	EXHAUST PACK BRAKE KIT	1
8	702-20006	*	BRAKE SPRING AIR SYSTEM	1
9	006-20051	*	HOSE, 3/8 PAR FLEX PFT-6B RED	1
10	006-20048	*	HOSE, 3/8 PAR FLEX PFT-6B ORANGE	1
11	006-20047	*	HOSE, 1/4 PAR FLEX PFT-4A BLUE	1
12	009-20059	149F-12-8	90° 3/4 MGC X 1/2 MPT	2
13	009-20023	2203F-2	1/8 PIPE T	1
14	009-20061	269NTA-6-2	90° 3/8 C X 1/8 MPT	2
15	009-20024	215PN-2	1/8 PIPE CLOSE NIPPLE	2
16	009-20062	218P-2	1/8 PIPE PLUG	2
17	009-20058	269NTA 6-4	90° 3/8 C X 1/4 MPT	6
18	009-20004	218P-4	1/4 PIPE PLUG	2
19	009-20047	218P-8	1/2 PIPE PLUG	2
20	009-20079	269NTA-6-8	90° 3/8 C X 1/2 MPT	3
21	009-20055	209P-8	1/2 MPT X 1/4 PIPE THRD BUSH	3
22	702-20007	*	VALVE PRESSURE RELIEF	1
23	009-20053	2225P-8	1/2 STREET T	1
24	009-20050	264NTA-6	3/8 C T	1
25	009-20057	68NTA-6-4	3/8 C X 1/4 MPT	3
26	009-20130	269NTA-4-4	90° 1/4 C X 1/4 MPT	2
27	009-20160	68NTA-4-4	1/4C X 1/4 MPT	1
28	009-20156	264NTA-4	1/4 C T	1
29	009-20060	269NTA-4-2	90° 1/4 C X 1/8 MPT	1
30	009-20064	269NTA-6-6	90° 3/8 C X 3/8 MPT	1
31	009-20078	272NTA-4-4	1/4 MALE BUNCH T	1
32	009-20066	279NTA-6-4	45° 3/8 C X 1/4 MPT	2



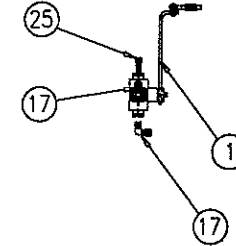
DETAIL A
SCALE: 4X



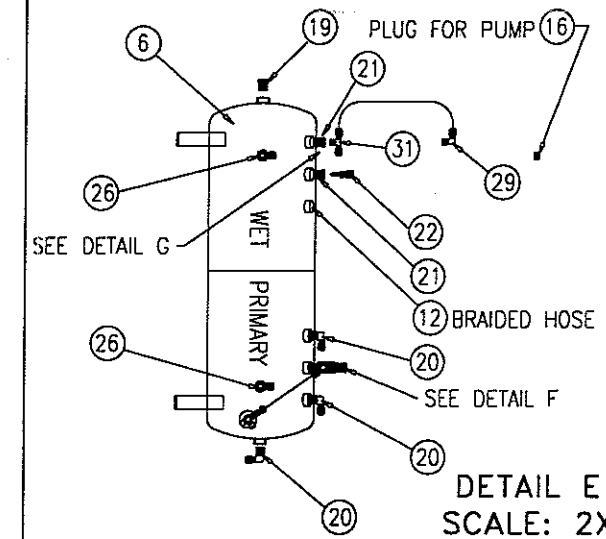
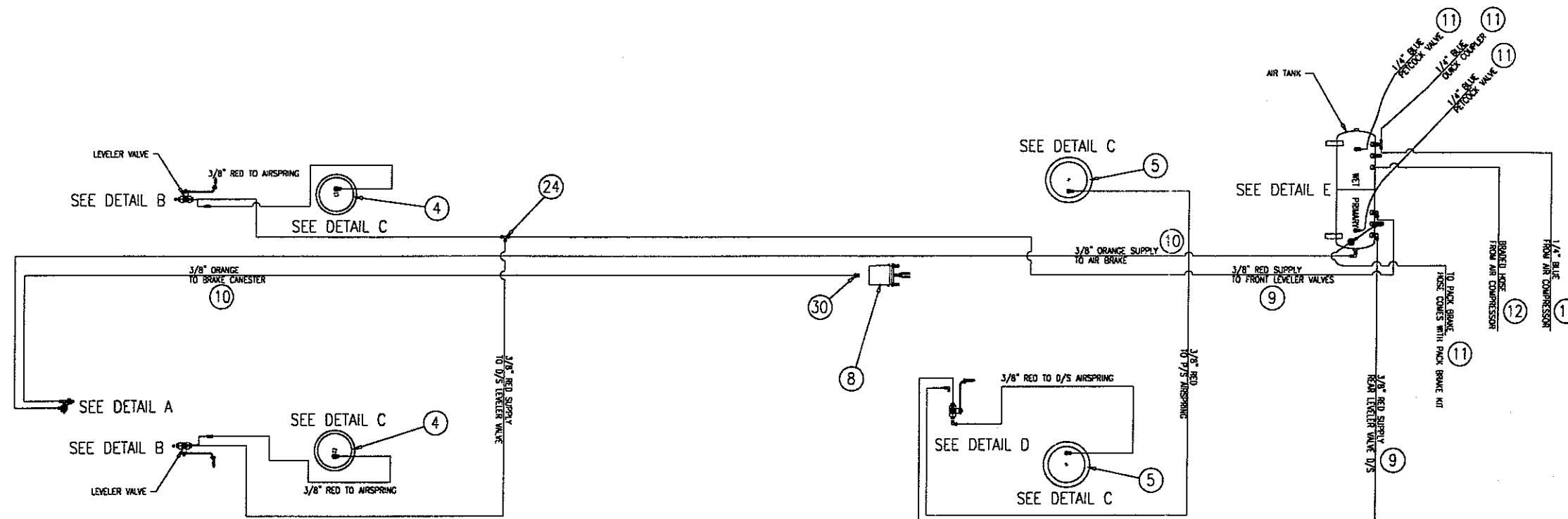
DETAIL B
SCALE: 2X



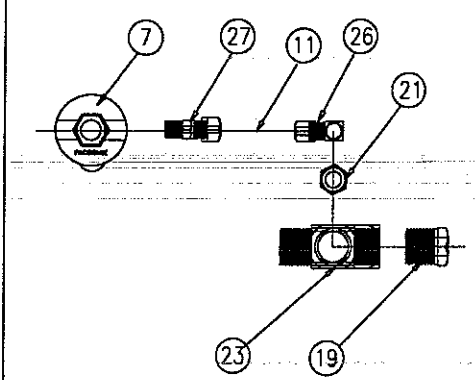
DETAIL C
SCALE: 2X



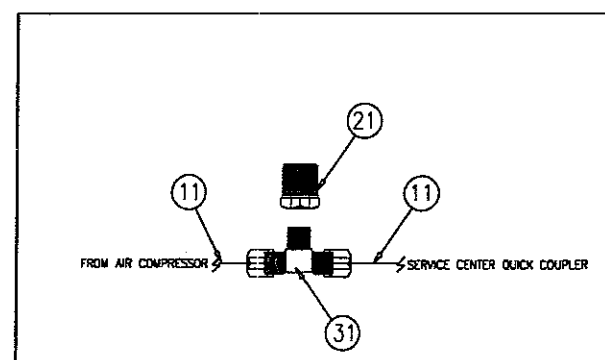
DETAIL D
SCALE: 2X



DETAIL E
SCALE: 2X



DETAIL F
SCALE: 4X



DETAIL G
SCALE: 4X

- NOTES:
1. ALL DIMENSIONS ARE IN INCHES UNLESS OTHERWISE NOTED.
 2. BREAK ALL SHARP EDGES.

THIS PRINT IS THE PROPERTY OF SAFARI MOTOR COACHES, AND REPRESENTS A PROPRIETARY ARTICLE IN WHICH SAFARI MOTOR COACHES RETAINS ANY AND ALL PATENT AND OTHER RIGHTS, INCLUDING EXCLUSIVE RIGHTS OF USE AND/OR MANUFACTURE, AND/OR SALE. POSSESSION OF THIS PRINT DOES NOT CONVEY ANY PERMISSION TO REPRODUCE PRINT OR MANUFACTURE ARTICLE(S) SHOWN HEREIN, SUCH PERMISSION TO BE GRANTED ONLY BY SPECIFIC AUTHORIZATION IN WRITING, SIGNED BY AN OFFICER OR OTHER AUTHORIZED AGENT OF SAFARI MOTOR COACHES, THEREOF. SPECIFICATION CANNOT BE CHANGED WITHOUT WRITTEN APPROVAL OF SAFARI MOTOR COACHES.

MAGNUM MANUFACTURING, INC. HARRISBURG, OREGON	
TITLE: MONTEREY AIR LINE SCHEMATIC	
MODEL: ALL MONTEREY AIR	DATE: 10/10/95
SCALE: 1" = 16"	DRAWN BY: KD
TOLERANCES ON: FRACTIONS DECIMALS ANGLES	CHECKER: DATE:
±1/32" ±0.010" ±1/2"	DATE OF LAST UPDATE: 2/9/96
DO NOT SCALE DRAWING ALL DIMENSIONS ARE IN INCHES UNLESS SPECIFIED	
DRWG NUMBER: MONTAIR	SIZE: D A B