

HEAT/AIR:

Furnace - 40,000 BTU's
 Dual Roof Airs - 13,500 BTU's Ea.
 Electric Toe Space Heater
 Living - 1000 Watts
 Bath - 600 Watts

CAPACITIES:

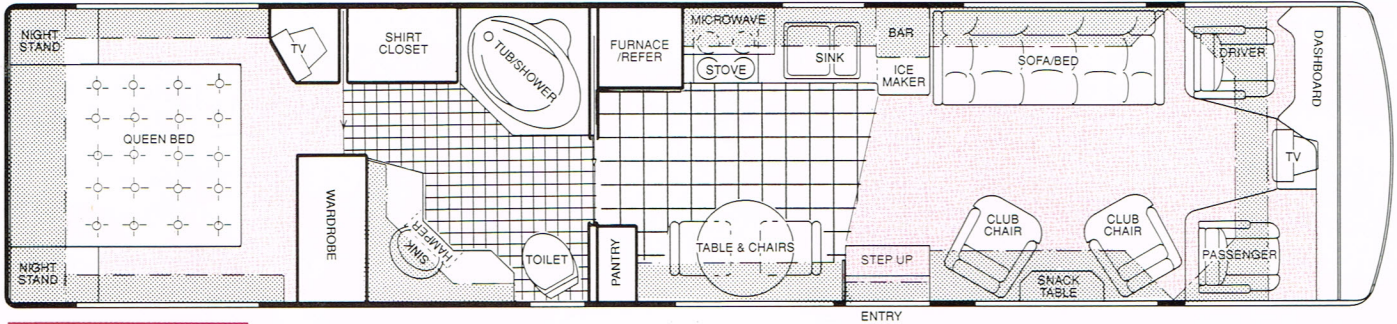
Fresh Water - 100 Gallons
 Dual Holding Tank - 75 Gallons Ea.
 LP Gas - 35 Gallons
 Water Heater - 10 Gallons
 (20 Gallons w/Orlov & Regent)
 Fuel - 150 Gallons

BRAKES:

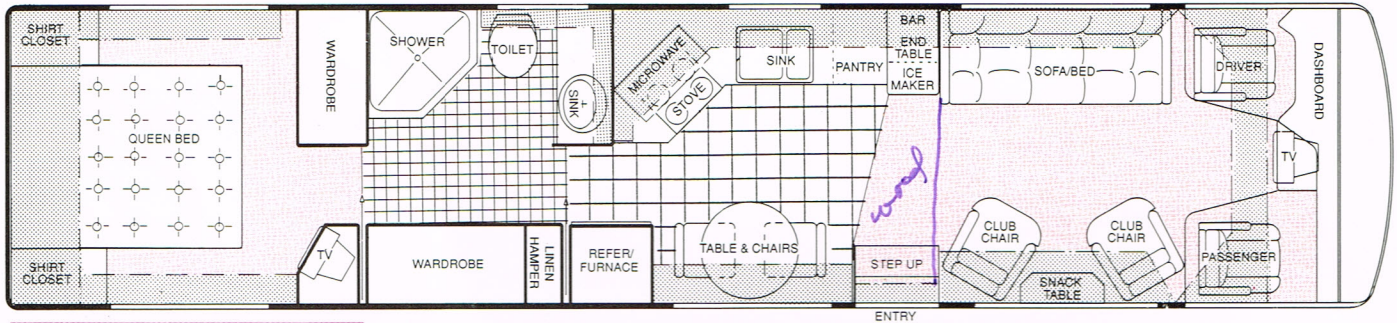
Rear: 16-1/2" dia. x 10" wide
 Front: 16-1/2" dia. x 6" wide

ELECTRIC:

Inverter - 2800 Watts
 Converter - 75 Amps
 Generator - 7.5 KW




REGENT



FLORENTINE



INDICATES:
OVERHEAD CABINETS



INDICATES:
PARQUET FLOOR



INDICATES:
TILE

BATHROOM

- Tile Floor
- Color-Coordinated Wallpaper
- Corian Countertops w/Fiberglass Sink
- Polished Brass Fixtures
- Insulated Skylight
- Ceramic Toilet w/Sprayer
- Fiberglass Shower*
- Tub w/Shower*
 (Requires Deluxe Shower Head)
- Illuminated Skylight
- 2 - LP Gas 10 Gal. Water Heaters
- ? Electric Toe-Space Heater (where possible w/Webasto)
- Remote Operated Ventilator Fan (3-Speed)
- Wardrobe Closet*
 Cedar Lined
- Residential Style, Mirrored Pocket Doors w/Lock
- Clothes Hamper*
- Mini Blinds*
- Linen Closet*
- GFI 110V Receptacle

BEDROOM

- Fire Resistant Safe
- Wardrobe Closet*
 Cedar Lined
- 13" Remote Control Color TV
- AM/FM Cassette Stereo w/Clock
- Custom Designed Speakers
- Digital Alarm Clock
- 12V Swing Arm Reading Lamps
- Telephone Jack
- Mini Blinds
- Queen-Size Posture Center Foundation Mattress
- Decorator Bedspread & Pillows
- 110V Electric Blanket Outlets

S A F E T Y

- Smoke Detector
- Fire Extinguisher
- Seat Belts
- Sofa
- Driver & Passenger Seats
- LP Gas Detector System
 w/Automatic Shut-Off
- Back-Up Alarm and Lights
- Emergency Exit Windows
- Rear View Monitor
- Water System w/Freeze Protection
- Emergency Towing Package
- Third Brake Light

*Depending on Model