



Marquis 1991

20545 Murray Road • Bend, Oregon 97701 • (503) 389-1144 • (800) 423-2837



In the Beaver tradition of excellence...

Marquís 1991



Models shown include a high quality, stain resistant, plush carpet with jute back and pad; No-wax oak plank kitchen floor; with designer fabrics.

Marquis® for 1991. The finest luxury class A motor home in its category.

This coach comes with a lot of new muscle. At the bottom of it all is a rock-solid Gillig pusher chassis with heavy duty frame rails. The standard power package is a turbocharged Caterpillar 3176 engine with ATAAC (Air-to-Air AfterCooling) and PEEC (Programmable Electronic Engine Control). And while dishing out its powerful 325 b.h.p. it requires less fuel than the competition.

There's no place this Marquis shows its new authority better than on the hills. Because the 3176 Caterpillar develops 1,225 lb-ft of torque, resulting in a 51% torque rise for the best grade-climbing capability in its horsepower range.

A new RideWell® suspension system with outboard air bags delivers a soft yet stable ride. While the Marquis' responsive steering system makes pulling on and off the road almost as easy as cruising.

For slowing and stopping, this coach is equipped with larger brakes than any other motor home in its category. And the trusted Jacobs engine brake can be added for even more assistance.

Inside, the Marquis' brawn gives way to beauty. With a comfortable cockpit, well equipped kitchen, and living area that's large enough for entertaining. The bath with insulated skylight and spacious bedroom add further to the envied liveability of this coach.

And this liveability continues right down the steps. With a host of exterior convenience features, including a large pass-through cargo bay that's vented, carpeted, and lighted. And then fitted with aluminum doors that lift easily and close with a tight rubber seal. The Marquis' sleek exterior and aerodynamic front-end styling contribute further to its practical design.

Choose a new Marquis, and Beaver's commitment to customer satisfaction follows you down the highway. A toll-free service advisory number and a national sales and service network will keep you in touch with the best maintenance heads in the industry. And you'll receive an invitation to join the prestigious circle of Beaver Ambassador Club members.

The 1991 Marquis. Unquestionably, the Crown Jewel of Motor Coaches.



Due to constant product improvements, Beaver Coaches, Inc. reserves the right to make changes at any time without notice in prices and specifications.

1991 Standard Features and Equipment

KITCHEN

- Full parquet flooring
- Mini blinds
- 8 cu.ft. refrigerator
 - 3-way automatic energy selector
 - Raised wood panel face
- Ice maker
 - Raised wood panel face
- Four-burner range
- Microwave/convection oven w/lighted range hood
- Large stainless steel double sink w/corion cover
- Corion countertop & backsplash
- Built-in trash container rack
- LP gas direct spark ignition water heater
- Dual water filtration system
- Water pump w/accumulator tank for consistent pressure
- Thermostatically controlled ventilator fan
 - 3-speed
- 110V fluorescent ceiling light fixture
- Pantry
- Solid oak dinette table
 - 2 fabric covered oak chairs
 - 12V light under cabinets
 - 110V decorative dining light
- Bar cabinet w/crystal
- Remote switch package includes:
 - Generator start and preheat
 - Water heater
 - Water pump
 - Water fill w/automatic shut-off valve
- GFI 110V receptacle
- Fabric covered facing dinette*
 - 110V decorative dining light

POWER TRAIN & CHASSIS

POWER TRAIN:

- Caterpillar 3176 turbocharged

BATHROOM

- Tile floor
- Color-coordinated wallpaper
- Corian countertops w/fiberglass sink
- Polished brass fixtures
- Insulated skylight
- Ceramic toilet w/sprayer
- Fiberglass shower*
- Tub w/shower*
- Electric toe-space heater (omitted w/Webasto)
- Remote operated ventilator fan
 - 3-speed
- Wardrobe closet*
 - cedar lined
- Residential style, mirrored pocket doors w/lock
- Clothes hamper*
- Mini blinds*
- Linen closet*
- GFI 110V receptacle

SAFETY/ELECTRICAL

SAFETY:

- Smoke detector
- Fire extinguisher
- Seat belts on sofa, pilot & co-pilot seats
- L.P. gas detector
 - system w/automatic shut off
- Back up alarm
- Emergency exit windows
- Rear view monitor
- Boost start system with continuous duty solenoid
- Water system
 - w/freeze protection
- Emergency towing package

ELECTRICAL:

- Four maintenance-free deep-cycle, house batteries

COCKPIT

- State of the art custom dash panel
 - Three individual engine monitoring systems:
 - gauges, lights, buzzers
- Deluxe 6-way power seats
- Tilt-telescoping steering column
- 18" Leather covered steering wheel
- Full width sun visors
- Vinyl magazine holders
- Privacy curtains
- Center console snack tray
- Recessed high intensity map lights
- Pilot & co-pilot defrost fans
- Glove compartment
- Telephone jack
- Lift-up dash access lid
- Monitor panel
- Dash air/heat combination
- AM/FM cassette stereo
 - w/clock
 - Six speakers:
 - 2 under dash
 - 2 living area
 - 2 exterior
- High performance CB radio

EXTERIOR

DUMP VALVE COMPARTMENT:

- Water fill
- Sewer hose
- Dump station w/gray & black water valves

UTILITY:

- Lighted, easy access for exterior power hook-ups
- TV & telephone cable hookups
- 50 amp external power connector

LIVING AREA

- Plush carpet with pad
- Designer coordinated interior color schemes
- Solid oak cabinets w/medium walnut Watco oil
- Recessed 12V fluorescent ceiling lights
- Wood mini blinds
- Sofa bed with hinged kick panel for storage access
- Fabric club chairs w/arm covers
- Snack table with built-in magazine rack
- 4 head VCR
- 13" remote control color TV on a manual lift-up tray
- Portable vacuum cleaner
- Ducted forced air furnace
 - w/electronic ignition
- Decorator pillows
- Sidehall cabinets*
- Electric toe space heater
- Oak end table*
- Residential ducted air conditioning

ENTRY AREA:

- Two exterior speakers
- Automatic two-step entry
- Large entry light
- Illuminated entry handle
- Illuminated door bell

WINDSHIELD AREA:

- Fully tinted windshield
- Dual motor intermittent windshield wipers w/washers
- Power, heated driving mirrors
 - w/turn signal

Air-to-Air AfterCooling (ATAAC)
1225 lb-ft torque @ 1300 RPM
51% torque rise
325 b.h.p. @ 2100 RPM

- Allison HT 747 4-speed automatic transmission
- 12 Volt, 160 amp alternator
- Heavy duty engine cooling
- Heavy duty transmission cooler
- Electric air shift/ electronic cruise control
- Engine preheat for cold weather starting

CHASSIS:

- Custom Gillig chassis
- Tires & Wheels
 - IIR x 22.5 radial tires
 - Load range G
 - Alcoa aluminum wheels
- Front suspension:
 - Gillig proprietary air ride
 - 2 heavy duty Koni shock absorbers
- Rear suspension:
 - Ridewell suspension system with outboard air bags
 - 4 heavy duty Koni shock absorbers
- TRW-Ross integral power steering w/tilt-telescoping steering column
- Dual air brake system
- Two heavy-duty 12V, 8D chassis batteries on slide-out tray

- Heart interface inverter/converter (battery charger)
- 12 VDC distribution circuit breaker panel
- 110 VAC distribution circuit breaker control panel
- 12 VDC chassis circuit breaker panel
- Battery disconnect switch w/250 amp battery fuse link
- Battery cutoff switch

BEDROOM

- Fire resistant safe
- Wardrobe closet* cedar lined
- 13" remote control color TV
- AM/FM cassette stereo
 - Two speakers
 - Digital alarm clock
- 12V swing-arm reading lights
- Telephone jack
- Mini blinds
- Queen size posture center foundation mattress
- Decorator bedspread & pillows
- 110V electric blanket outlets
- Baseboard heater (w/Webasto option only)

- OTHER:
- Dual fuel fill
- High strength composite bumpers
- Custom aluminum grills
- Mud flaps front & rear
- Fully shrouded fiberglass inner wheel wells
- Color coordinated patio & window awnings
- Full automotive undercoating
- Trailer hitch, mount & connector
- 7.5 KW Onan diesel generator
- Four point heavy-duty hydraulic levelers

ROOF:

- TV antenna w/12V power boost
- 2 - "low profile" air conditioners
- Dual air horns

LIGHTS:

- Remote control spot/flood light
- Clearance lights
- Sealed beam docking lights
- Quartz halogen:
 - Head lights
 - Driving lights
 - Fog lights

STORAGE:

- Lighted/vented/carpeted storage compartments
- Pass-through cargo area
- GFI 110V receptacle

* Depending on model

Marquis Specifications

CAPACITIES:

Fresh water - 100 gallons
Dual holding tanks -78 gal. ea.
LP gas - 35 gallons
Water heater - 10 gallons
(20 gal. w/Orlov)
Fuel - 150 gallons

HEAT/AIR:

Furnace - 40,000 BTU
Dual roof airs -13,500 BTU ea.
Electric toe space heater
Living - 1,000 watts
Bath - 600 watts

ELECTRIC:

Inverter - 2,000 watts
Converter - 75 amps
Generator - 7.5 KW

EXTERIOR LENGTH:

40' = 39' 9-1/2"

EXTERIOR WIDTH:

8' 6" without mirrors
10' 6" with mirrors

WHEELBASE:

262"

INTERIOR HEIGHT:

6' 8-1/2"
(measured without carpet & pad)

EXTERIOR HEIGHT:

11' 11" air bags inflated
11' 7" air bags deflated

VEHICLE WEIGHT RATINGS:

Engine: Caterpillar
3176/325 b.h.p.

G.C.W.R: 40,000 lbs
G.V.W.R: 33,540 lbs
Front Axle: 13,220 lbs
Rear Axle: 20,320 lbs
Approx. Curb weight (fuel only): 28,600 lbs

CONSTRUCTION:

High tensile tubular aluminum framework
1- 1/2" High density insulation
Additional fiberglass batting insulation under roofcap
Smooth fiberglass/balsa composite roofcap & sidewalls

LIMITED WARRANTY*

3176 Caterpillar/ 350 b.h.p.

Body & Appliances:
One (1) year - unlimited mileage
100% parts and labor
First retail purchaser only

Engine:
Two (2) years or 100,000 miles
(whichever comes first)
100% parts and labor

Transmission:
One (1) year or 50,000 miles
(whichever comes first)
100% parts and labor

Prorated 13 - 24 mo. (50,001 - 100,000 mi.)
Parts and labor

Chassis:
One (1) year or 12,000 miles
(whichever comes first)
100% parts and labor
First retail purchaser only

6V-92TAC/350 b.h.p.

Body & Appliances:
One (1) year - unlimited mileage
100% parts and labor
First retail purchaser only

Engine:
Two (2) years unlimited mileage
(some exceptions for certain engine accessories)
100% parts and labor

Transmission:
One (1) year or 50,000 miles
(whichever comes first)
100% parts and labor

Prorated 13 - 24 mo. (50,001 - 100,000 mi.)
Parts and labor

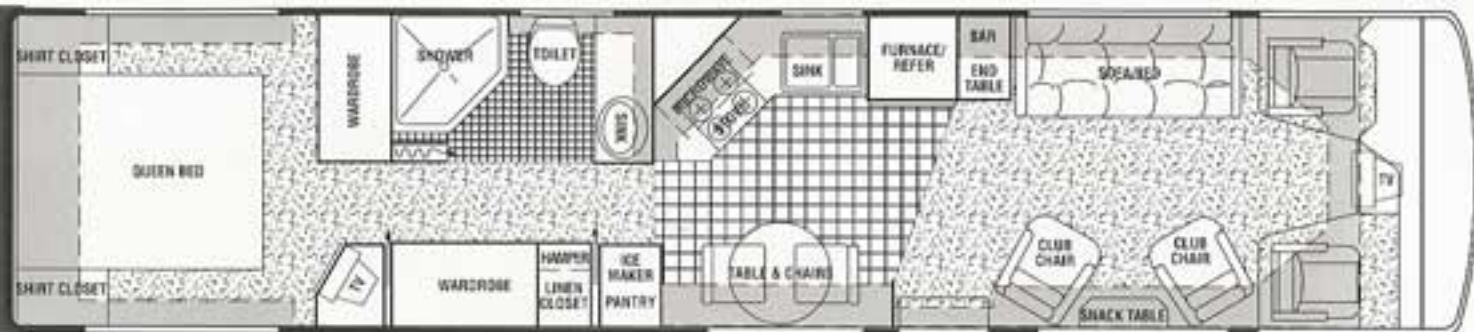
Chassis:
One (1) year or 12,000 miles
(whichever comes first)
100% parts and labor
First retail purchaser only

* Beaver coaches limited warranty covers the body and appliances. The engine, transmission & chassis are warranted directly by their respective manufacturers. Please refer to each manufacturer's statement of warranty for the most current and detailed information.

FLORENTINE

Special Standard Features

- Center Aisle
- Table & Chairs
- Pantry
- Bar: 4 Wine Glasses
6 Whiskey Glasses
- 72" Sofa/Bed
- End Table
- Linen Closet
- Pull-out Hamper
- 36" Shower
- 2 Wardrobe Closets
- 2 Shirt Closets (Bedroom)

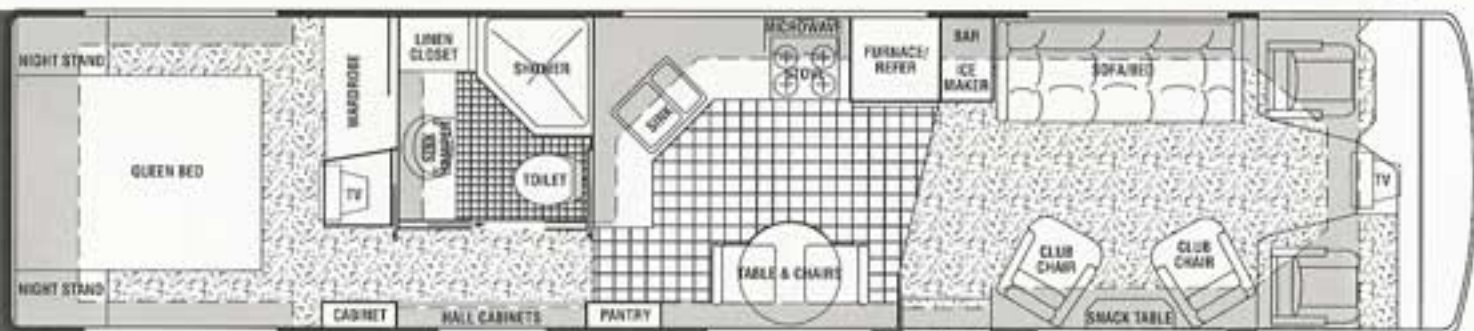


40'

JUBILEE

Special Standard Features

- Side Aisle
- Sidehall Cabinets
- Table & Chairs
- Pantry
- Bar: 6 Wine Glasses
6 Whiskey Glasses
- 78" Sofa/Bed
- Linen Closet
- Tilt-out Hamper
- 36" Shower
- OPTION:
- Jacuzzi Action (Eliminates Hamper & Linen Closet)

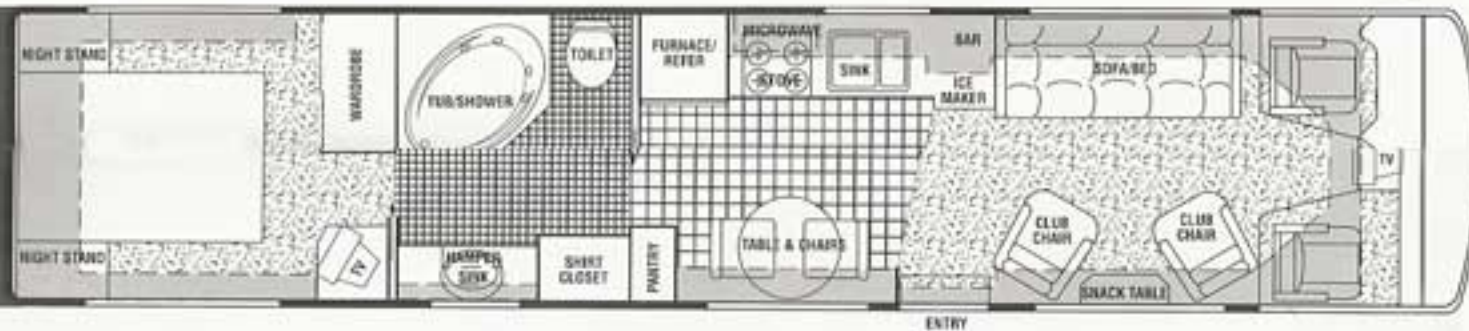


40'

ORLOV

Special Standard Features

- Center Aisle
- Table & Chairs
- Pantry
- Bar: 4 Wine Glasses
6 Whiskey Glasses
- Shirt Closet
- Pull-out Hamper
- Tub/Shower with 2 L.P. Gas
10 Gallon Water Heaters
- OPTION:
- Jacuzzi action

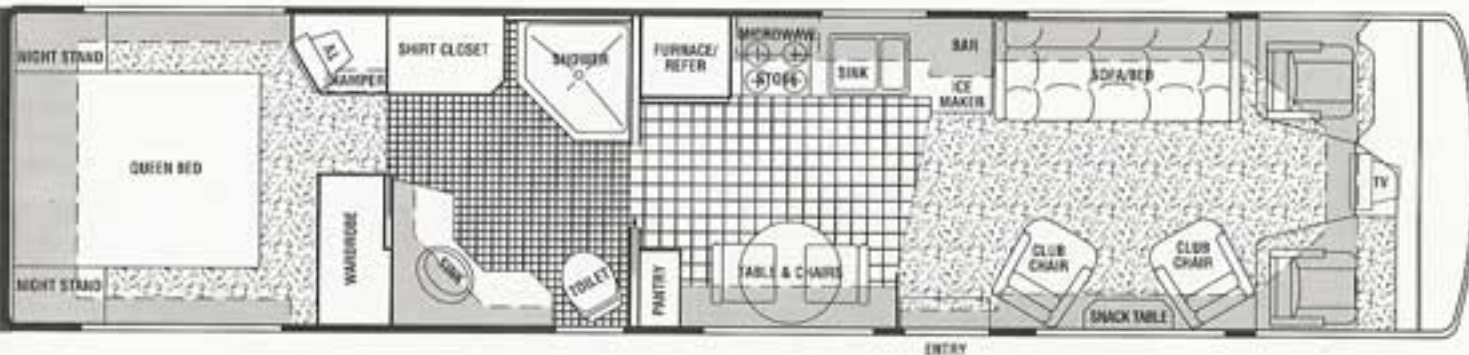


40'

REGENT

Special Standard Features

- Center Aisle
- Table & Chairs
- Pantry
- Bar: 4 Wine Glasses
6 Whiskey Glasses
- 78" Sofa/Bed
- Shirt Closet
- Pull-out Hamper
- 36" Shower
- OPTION:
- Fabric Facing Dinette/Bed
IPO Table & Chairs

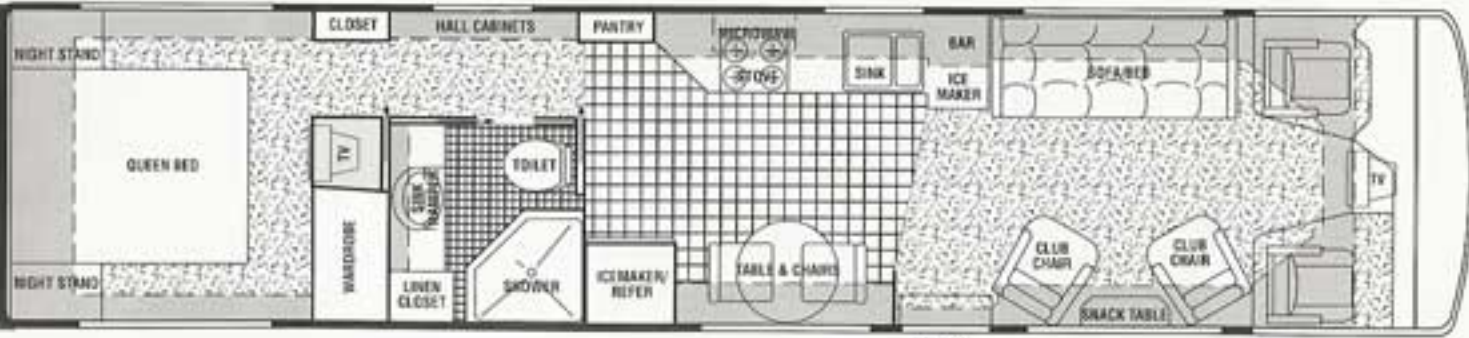


40'

TIFFANY

Special Standard Features

- Side Aisle
- Sidehall Cabinets
- Table & Chairs
- Pantry
- Bar: 4 Wine Glasses / 6 Whiskey
- 78" Sofa/Bed
- Linen Closet
- Tilt-out Hamper
- 36" Shower
- OPTION:
- Fabric Facing Dinette/Bed
IPO Table & Chairs
- Jacuzzi Action (del. hamper, linen closet, & some drawer storage)



40'

Options

ENGINE:

Detroit 6V-92TAC turbocharged diesel engine
1020 lb-ft torque @ 1200 RPM
17% torque rise
350 b.h.p. @ 2100 RPM
Jacobs engine brake
HT 747 Allison 4 speed automatic transmission
11R X 22.5 radial tires
Load range G

DECORATOR'S PACKAGE:

Opera window package
Power passenger foot rest
Leathermate club chairs

CABINETS:

Light oak cabinets
Walnut cabinets

KITCHEN:

Gaggenau 2 burner stove - recessed w/Corian cover
Corian sink
Full hardwood plank floor
Facing dinette (only in Regent & Tiffany)

BATHROOM:

LP gas/110V electric direct spark ignition water heater
Jacuzzi tub w/action
Illuminated skylight
2 - 10 gal. LP gas water heaters
Deluxe shower head w/shut off and glide bar

EXTERIOR:

Computerized air & hydraulic leveling system
Roof rack and ladder
TV hookup with 12V/110V and cable receptacles (in exterior storage)
Exterior hot/cold faucet
Holding tank flush system
Roof mounted solar panel for continuous coach battery trickle charging
Quick-connect air fitting
Jacobs engine brake for Caterpillar 3176

LIVING AREA:

Webasto heating system
Rheostat controls at each Webasto heat exchanger
Heated luggage bay
Two additional drawers under refrigerator
Hinged sofa panel is replaced by two drawers
Heat exchanger coils for water heater(s)
Baseboard heater in bedroom in place of bath heater
Premium residential stereo
Receiver/amplifier
Dual cassette player
CD player
4 head stereo VCR
6 speakers:
2 - Living area (replaces dash living speakers)
2 - Bedroom
2 - Exterior (replaces dash exterior speakers)
Leathermate club chair(s)
Insulated windows
Opera window package:
Opera windows w/solid wood window surrounds
Vertical blinds (living area)
Swing arm reading lights
Indirect lighting w/rheostat

COCKPIT:

110V Power privacy curtain
Musical horns
Passenger power foot rest
Systems command center:
Tank level monitor
Driving computer
Voltage and current monitor (AC/DC)
Altimeter and barometer
Temperature monitor w/road ice warning
Clock
Security system
Light bulb-out monitor
Engine and generator (service due & hours)
Exterior flood light controls

INTERIOR COLORS:

Star Jade
Diamond Tiara
Crown Jewel

EXTERIOR COLORS:

Aqua Marine
Sea Mist
Quartz
Silver Sand

For additional information contact:

